

# Liberty Pumps®

## SUMP JET® Water Powered Back-Up Pump

Model SJ10 Shown



**Protects your basement during a power outage or main pump failure!**

**Requires no electricity**

**Features:**

- Accepts 20PSI up to 100PSI inlet supply pressure\*\*
- Fully automatic
- High-output flow rates
- Compact design
- Fully-assembled
- 1-1/2" Discharge
- Works off municipal water supply\*
- 3/4" NPT water inlet connection
- UPC approved (IAPMO PS 119-2005)
- SHARKBITE® inlet connection accepts pex, copper or CTS CPVC 3/4" line

**Efficient design removes more water per gallon used**



**NEW!**

**NightEye™**  
Wireless Enabled  
Model Available

innovate. evolve.


# SJ10A Standard Alarm Model



US Patent # 8,500,412 &  
Patent Pending

Having an alarm on your water powered backup pump is important.


In the event of a main pump failure – you want to know your backup pump has taken over and is operating.



Patent Pending

## Features:

- Compact, pre-mounted float sensor
- 120V wall mount alarm unit (Model ALM-P1)
- 86 dB audio alarm
- Super-bright LED alarm ring
- 9 volt battery backup
- Auxiliary contacts for connection to other home security systems
- Quick connectors for easy wiring
- Silence and Test buttons for alarm
- Low battery LED
- Power on LED



**NEW!**  
Super bright  
LED alarm ring

# SJ10A-EYE

NEW!

## Wireless Enabled SumpJet

The SumpJet with NightEye™ wireless technology provides the ultimate in basement protection. Whether at home or anywhere in the world, receive notice to your smart device when your backup pump has activated.

### Features:

- Free NightEye app
- Apple® iOS and Android® compatible
- No service or subscription fees (message and data rates may apply)
- Immediate notification of your SumpJet activating
- High water level notification
- Low basement temperature warning - user defined setting
- Easy setup, connects with simple BlinkUp™ technology
- NEW – super bright LED red alarm ring
- 86 dB audible alarm
- 9 volt battery backup
- Silence and test alarm remotely through the NightEye™ app.
- Auxiliary contacts for connection to other home security systems
- Low basement temperature alert (user sets temp. level)

**NOTE:** During power outages, your home's wireless router will not be operational and unable to send signals to your mobile device unless on a backup power source. The alarm device mounted in the basement will still activate running on 9 volt battery.

US Patent # 8,500,412 & Patent Pending

FREE App!

Apple® iOS & Android® compatible



Liberty Pumps




## NightEye™

Wireless Enabled Pump Alarm



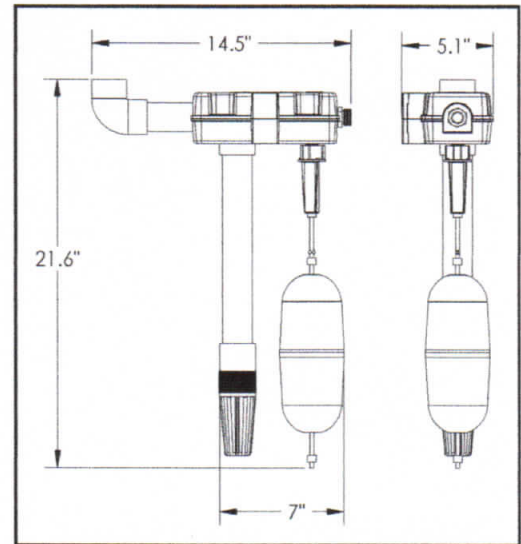
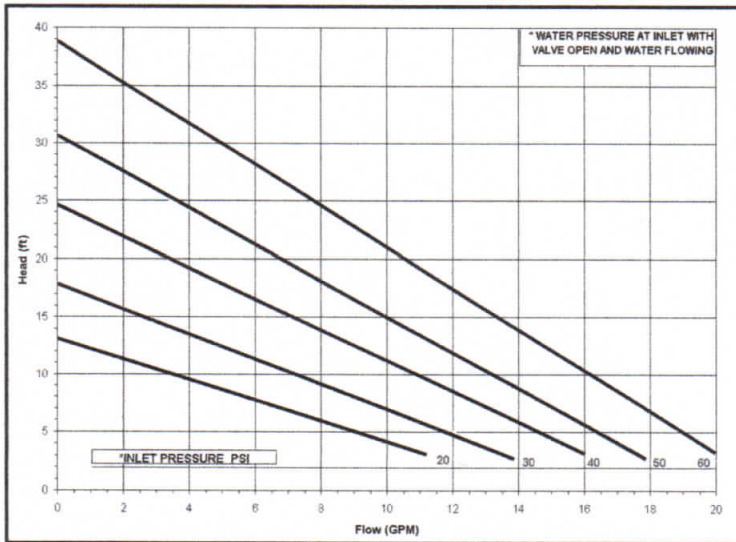
Patent Pending

NEW!  
Super bright  
LED alarm ring



# SUMP JET® Water Powered Back-Up Sump Pump

## Performance Chart:



Water pressure valve at inlet with valve open and water flowing		<b>Sump Water Removal At Various Heads</b> (Static Head in 1-1/2" Pipe or Larger)																							
Lift		4 ft.			1.21 m			8 ft.			2.4 M			12 ft.			3.6 M			15 ft.			4.5 M		
PSI	KPA	GPM	GPH	M <sup>3</sup> /hr	GPM	GPH	M <sup>3</sup> /hr	GPM	GPH	M <sup>3</sup> /hr	GPM	GPH	M <sup>3</sup> /hr	GPM	GPH	M <sup>3</sup> /hr	GPM	GPH	M <sup>3</sup> /hr	GPM	GPH	M <sup>3</sup> /hr			
20	138	11.0	660	2.5	5.8	348	1.3	-	-	-	-	-	-	-	-	-	-	-	-	-	-	-	-		
30	207	12.8	765	2.9	9	540	2.0	5.5	330	1.2	-	-	-	-	-	-	-	-	-	-	-	-	-		
40	276	15.4	924	3.5	12.5	750	2.8	9.3	558	2.1	7.2	432	1.6	-	-	-	-	-	-	-	-	-	-		
50	345	17.2	1032	3.9	14.5	870	3.3	12	720	2.7	10	600	2.3	-	-	-	-	-	-	-	-	-	-		
60	414	19.8	1185	4.5	17	1020	3.9	15.2	912	3.5	13.5	810	3.1	-	-	-	-	-	-	-	-	-	-		

### Features:

- Adjustable stainless hose clamp for easy mounting
- Removes 2 gallons of water for each 1 gallon used. (based on 5' lift)
- Fully assembled, compact design
- Built-in screen with removable foot valve
- Constructed of durable PVC

### Dimensions

Major Height: 21.6", Major Width: 5.1", Weight: 3.5 lbs. (standard model)

### Construction: PVC

Maximum Fluid Temperature 130 Degrees F.

### Inlet Connection:

3/4" SHARKBITE® fitting

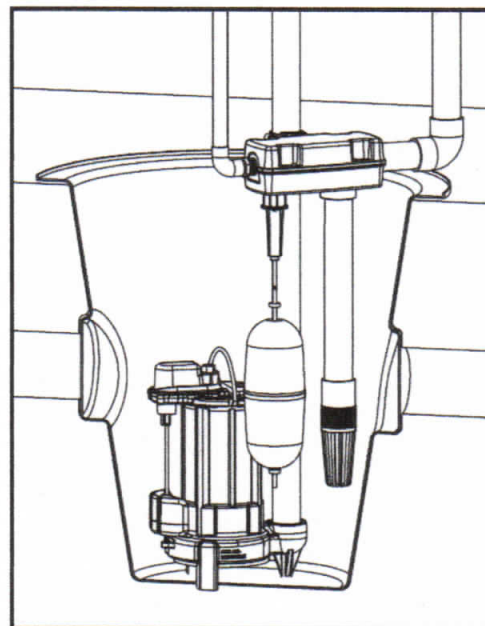
### Discharge Size: 1-1/2"

### Built-in check valve at water inlet

Additional backflow protection is required. Check with local plumbing codes prior to installation.

**Important:** Minimum recommended pit diameter is 18". The SJ10 works in conjunction with your main sump pump. Make sure you have adequate pit size to properly install the SJ10 without float interference.

### Typical Installation Diagram:



### Models

#### SJ10

Weight: 3.5 lbs.  
Standard water-powered backup pump (no alarm)

#### SJ10A

Weight: 8 lbs.  
Water-powered pump with alarm

#### SJ10A-EYE

Weight: 8 lbs.  
Water-powered pump with NightEye™ wireless enabled alarm

\* The SJ10 requires an uninterrupted water source to operate. If you have a well pump, the SJ10 will not operate during power outages.

\*\*SJ10 pumping performance varies with inlet water source pressure and pumping head. See complete specifications and performance chart for expected flow rates.

SHARKBITE® is a registered trademark of the CASH ACME Co.